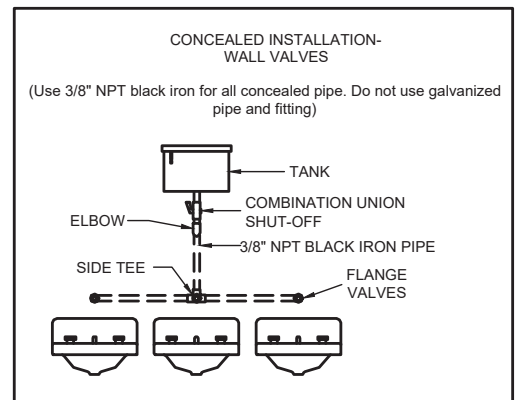
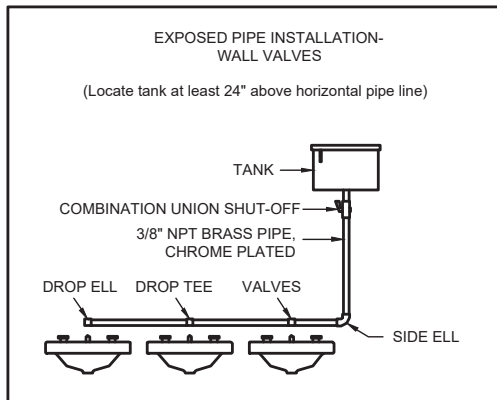
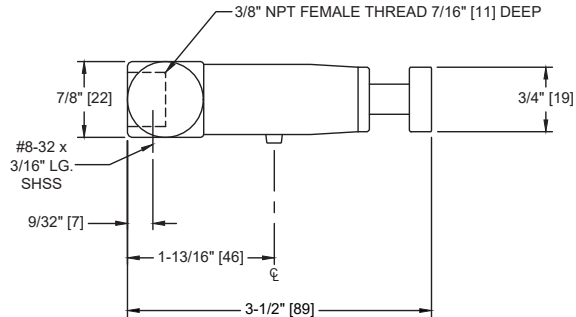


Horizontal Liquid Soap Valve For Gravity Soap System

Soap Dispensers

MasterFormat Section 10 28 13



NOTE:
ALL DIM'S INCH [MM]
ILLUSTRATION FOR REF ONLY AND NTS
SEE SOAP DISPENSER CARE & MAINTENANCE
DOCUMENT ONLINE FOR CLEANING

Scan for Information



SUSTAINABILITY/LEED

PRODUCT OVERVIEW

Chrome plated brass liquid soap valve. Female 3/8" NPT. Projects 3-1/2" [90].

KEY FEATURES & SPECIFICATIONS

- PART - Valve for gravity systems
- Dispense liquid soaps
- .
- Liquid Soap

OPERATION & MAINTENANCE

Soap is dispensed manually by depressing valve button until tank is empty.

TECHNICAL INFORMATION / PRODUCT PROPERTIES

Property	Value
Dimensions	Female 3/8" NPT. Projects 3-1/2" [90]
Construction	Chrome Plated Brass
Mounting	Replacement Part
Options	(V) - Vertical orientation, with short side spout.

INSTALLATION

Unit is typically used with gravity feed systems by others and is located over the lavatory basin by connecting to plumbing (by others) of in-wall or surface mounted distribution piping. Option V model is typically installed in shower rooms. Install valve into appropriate position by screwing onto pipe. Use TFE tape to seal threads.

WARRANTY

One (1) Year from date of invoice